

# A Brief Review of RB336:

The University of Nebraska Cooperative  
Extension Publication

*Socioeconomic Impacts of Expanding  
Pork Production*

By John C. Allen and David J. Drozd

By Dr. William J. Weida

April 17, 2000

**A Brief Review of RB336: The University of Nebraska  
Cooperative Extension Publication  
*Socioeconomic Impacts of Expanding Pork Production*  
By John C. Allen and David J. Drozd**

By:  
Dr. William J. Weida  
Department of Economics  
The Colorado College, Colorado Springs, CO

April 17, 2000

## **Introduction**

The question of how large, concentrated pork production influences the economic and social life of a region in which it is located has been of considerable interest in both the economics and sociology communities--not to mention the intense debate this issue has caused among the residents of regions that host these operations.

The general impact of large swine production has been increasingly well-defined over the last ten years by studies from many different sources. Extensive research in this area, much of it peer reviewed, has often shown that large swine production operations are likely to have a number of unfavorable economic and social consequences for the regions in which they are located (see the sources listed in Appendix I for a list of some of the research and thought on both sides of this subject). The unfavorable consequences, many of which are related to the waste, odor and medical problems associated with swine concentrated animal feeding operations, are both obvious and logical from an economic development perspective.

For this reason, the recent release of "Socioeconomic Impacts of Expanding Pork Production" by John C. Allen, a professor in the Rural Sociology Department at the University of Nebraska and David J. Drozd, a student in the Department of Agricultural Economics at the University of Nebraska, [hereafter referred to as the Nebraska Swine Impact Study] which purports to show that increased hog production does not negatively affect regions in which it is located was the subject of much interest in the press.

Unfortunately, the Nebraska Swine Impact Study suffers from a number of serious problems. This review will only discuss two of the most critical of these problems--the classic statistical error of selection bias and the failure of the authors to properly use regression analysis to model the data in the report. Either of these problems renders meaningless the statistics presented in the Nebraska Swine Impact Study and unsupportable any conclusions reached by the authors regarding the relative impact of large swine operations on regional economies.

### **I. Selection Bias in the Nebraska Swine Impact Study**

The Nebraska Swine Impact Study chose six counties with increased swine production (called subject counties) in each of six states (Colorado, Illinois, Iowa, Missouri, Nebraska and North Carolina). It then attempted to find a control county in the same state that was matched to each of the subject counties. The authors tried to find the same number of control counties as subject counties so they could work with matched pairs--even though this was not necessary to construct an adequate statistical experiment.

It was the selection of control counties that fatally biased this study, and the author's own description of the selection process shows exactly how this happened:

- (1) the control county was to be "similar in most aspects to the subject county, except that the control county had not seen a shift in pork production." (p. 4) and
- (2) "the matched subject and control county pair were to have close proximity and similar population numbers" (p. 4) and
- (3) "the control county needed to have no more than a small increase in total hog inventory and inventory controlled by larger (1000+ head) farms." (p. 4)

This initial selection bias was further increased by the next step undertaken by the authors:

After matching counties by these initial criteria, key informants were contacted to obtain information about the counties and if they were matched appropriately...key informants included rural sociologists, agricultural economists, agricultural extension educators, and swine specialists at land grant universities and state agencies.(p. 4)

Thus, a group of people with agricultural credentials of various types was allowed to further filter the control groups by adding additional selective factors. Note that each of the selection requirements (more properly called selective factors in statistics) severely and increasingly limited the choice of a control county as the selection process proceeded. The general issue of this kind of selection bias has been well understood for well over fifty years. Croxton and Cowden, writing in 1953, stressed that “The avoidance of bias involves, first, that there shall be no selective factor present in the drawing of the sample...”<sup>1</sup>

As a result of this process, the Nebraska Swine Impact Study was left with nothing that remotely resembled a statistical control group. Throughout this process, as the study’s authors explain,

[t]he control county selection process posed problems. Often key informants had a potential problem with a matched pair or an externality to consider so control counties had to be adjusted.  
(p. 5)

These “adjustments” resulted in some unusual matches of subject and control counties. (See the Nebraska Swine Impact Study’s maps of subject and control counties, p. 19-21) For example, counties were included if they had similar soil types, but they were excluded if they had “a substantial tourism industry” or “urbanization,” (p. 6) although “substantial” and the degree of urbanization were not defined.

Taking the most charitable view of this process, control counties were selected in a non-random process so they were identical to the subject counties in every way except that they did not have large hog farms. Then “adjustments” were made by unnamed “key informants” that apparently removed many other things (such as tourism or urbanization) that could have contributed to regional economic development. As a result, the authors created a situation where counties with large, consolidated hog farms were compared with counties whose more conventional agriculture was being decimated by the market effects of consolidation in the hog industry. Further, these counties, in order to remain as a control group, had no other important means of economic growth.

The economies and social structure of the control counties are, to some degree, dependent on the health of their smaller, conventional hog farms. But these same hog farms were being put out of business by large hog facilities similar to those in the subject counties. Thus, the control counties were not independent of the subject counties. In fact, given the relatively constant level of hog output for the nation, for a subject county to show increases in large hog production (one of the selection criteria for a subject county) counties similar to the control counties across the United States would have to show a decrease in conventional hog production. The authors of the Nebraska Swine Impact Study found that their data showed that this was exactly what happened in the control counties they studied. (p. 6)

For those who are confused by the problems this situation creates, consider the following analogy. Assume one wanted to look at the economic growth in Germany under the NAZI regime in

---

<sup>1</sup> Croxton, Fredrick, E., and Cowden, Dudley J., Applied General Statistics, Prentice-Hall, Inc., New York, 1955, pp. 33-34.

Europe over the period 1939 to 1943. Assume further that one also chose a group of control countries in Europe based on proximity and similarity to Germany (countries such as Belgium, the Netherlands, or Poland) and compared how these control countries fared compared to the subject country, Germany, in retail sales, employment, population loss, number of retail establishments and other measures of economic growth.

One would clearly find that economic growth in Germany outstripped growth in Belgium, the Netherlands, or Poland and one could then claim that the NAZI method of economic growth was superior--until someone pointed out that growth in the other European countries was depressed because they had all been reduced to rubble by Germany. Clearly, what happened in the control countries was not independent of what was happening in Germany. An identical situation applies to the control and subject counties in the Nebraska Swine Impact Study. Thus, it is not surprising that counties with large hog farms came out better in some comparisons, but it is surprising that they are only marginally better in most areas and worse in other areas given the bias in the study. However, selection bias has so polluted the construction of the Nebraska Swine Impact Study experiment that no real conclusions can be reached regarding the performance of any county, region, collection of counties or states.

## II. Failure to Properly Model Data in the Nebraska Swine Impact Study

While the problems in section I are more than sufficient to invalidate the entire Nebraska Swine Impact Study, a problem of similar significance also occurred in the modeling of the data used in the study. Given that the authors chose to use a regression model to determine the relationship between each of the economic and social variables and the increase in swine production in the counties, it is curious that the only model statistics presented by the study are the R values--which are generally regarded by statisticians as the poorest indicator of model relationships.

As Figure 11 on page 14 of the Swine Impact Study shows, the vast majority of R values in the study are too low to indicate any significant relationships between any of the variables. In fact, when the overall statistics are considered, only Farm Job Change at  $-.865$  is large enough to merit either comment or analysis. And in another section of the thesis that led to the Nebraska Swine Impact Study, only the retail data showed significant R values. The obvious reasons for this are either that the models show nothing or that the models would show nothing if properly constructed. In the case of the Nebraska Swine Impact Study, the latter situation appears to apply.

The reader's attention is directed to Appendix 2 of this paper which presents a collection of the models used in the study. Even a cursory inspection of these models shows that each suffers from the same problem--a large number of more-or-less random data points gathered around the left axis and two prominent outliers on the right axis. The inclusion of these outliers violates the fundamental rules of regression modeling that require no structural differences in the data modeled. The two outlier points, which appear at the right axis in each of the Nebraska Swine Impact Study models, are the only significant determinants of each regression line. If these are valid data points they should be handled in their own model or with a dummy variable. As used by the Nebraska Swine Impact Study's authors, this regression analysis is similar to plotting a straight line between two points--each of which represents a structurally different set of data. Such a line (model) represents nothing, and it renders worthless any statistical results discussed in the study--including all of the R values on which the conclusions in the Nebraska Swine Impact Study are based.

## **Appendix I**

### **Partial Bibliography of Studies of the Various Aspects of Large, Confined Swine Operations**

Anthan, George, "Hog-industry concentration assessed," Des Moines Register, Washington Bureau, February 27, 2000.

Bruns, M., J. Kliebenstein, J. Lawrence, and E. Stevermer, "Iowa Swine Enterprise Return and Production Variability," Swine Research Report ASL-R971, Cooperative Extension Service, Iowa State University, December, 1992.

Callicrate, Mike, "Critics Say KS Ag Prof Flunked Marketplace Economics at Nebraska Governors Ag Forum," Cattlemens Legal Fund, November 15, 1999.

Chism, John, and Levins, Richard, "Farm Spending and Local Selling: How Do They Match Up?," Minnesota Agricultural Economist, no. 676, University of Minnesota Extension Service, Spring, 1994.

Demographic and Economic Analysis, State of Utah Governor's Office, Planning and Budget, <http://www.governor.state.ut.us/dea/publications/web...hog/h2.htm>.

Donham, Kelley, and Thu, Kendall, eds., Understanding the Impacts of large-scale Swine Production, Proceeding from an Interdisciplinary Scientific Workshop, Des Moines, Iowa, June 29-30, 1995.

Drabenstott, Mark, "This Little Piggy Went to Market: Will the New Pork Industry Call the Heartland Home?," Economic Review, Q3, Vol. 83, No. 3, Federal Reserve Bank of Kansas City, Third Quarter, 1998.

Duffy, M., "Profitability in Farming: Today and Tomorrow," Paper presented at 5th Annual Conference, Leopold Center for Sustainable Agriculture, Iowa State University, Ames, Iowa, March 3, 1995.

Duncan, M.R., Taylor, R.D., Saxowsky, D.M., and Koo, W.W., "Economic Feasibility of the Cattle Feeding Industry in the Northern Plains and Western Lakes States," Agricultural Economic Report No. 370, Department of Agricultural Economics, North Dakota State University, 1997.

Dye, Scott, "University Research Finds Staggering Property Devaluation Near Factory Farms," [scott.dye@sfsierra.sierraclub.org](mailto:scott.dye@sfsierra.sierraclub.org), March 13, 2000.

Freese, B., "Pork Powerhouses," Successful Farming, October, 1995.

Ginder, Roger G., "Alternative Models for the Future of Pork Production," in The Industrialization of Agriculture, Jeffrey S. Royer and Richard T. Rogers, eds., Ashgate Press, Brookfield, VT, 1998.

Good, K. Hurt, C. Koster, K., Kadlec, J., and Zering, K. "Comparative costs of Hog Production in the Midwest and North Carolina," Paper presented at Pork Global Competitiveness Seminar, St. Louis, Mo., January 9, 1995.

Grimes, Glen, and Plain, Ron, "The US Swine Industry - Where to from Here?," Proceedings of Swine Strategies '95, Summer, 1995.

Hayes, Dermot, Iowa's Pork Industry--Dollars and Scents, Iowa State University, January, 1998.

Hennessy, David A. and Lawrence, John D., "Contractual Relations, Control, and Quality in the Hog Sector," Review of Agricultural Economics, vol. 21, no. 1, Spring/Summer, 1999.

Hurt, C., "Summary and Conclusions," Positioning Your Pork Operations for the 21st Century, ID-210, Cooperative Extension Service, Purdue University, July, 1995.

Ikerd, John E., "Sustainable Agriculture: An Alternative Model for Future Pork Producers," in The Industrialization of Agriculture, Jeffrey S. Royer and Richard T. Rogers, eds., Ashgate Press, Brookfield, VT, 1998.

Iowa Livestock Enterprise Summaries," Iowa State University Extension, EJS 206, ASB, Ames, Iowa, 1992, 1993, 1994.

Iowa State University Swine Task Force, The Iowa Pork Industry, Competitive Situation and Prospects, Iowa State University SFTI, December, 1988.

Kliebenstein, James B. and Sleper, James R., "An Economic Evaluation of Total Confinement, Partial Confinement, and Pasture Swing Production Systems," Research Bulletin 1034, University of Missouri-Columbia College of Agriculture, February, 1980.

Lasley, Paul; Duffy, Mike; Ikerd, John; Kliebenstein, Jim; Keeney, Dennis; and Lawrence, John, "Economic Development," Understanding the Impacts of large-scale Swine Production, Proceeding from an Interdisciplinary Scientific Workshop, Des Moines, Iowa, June 29-30, 1995.

Lawrence, John D., et al., "A Profile of the Iowa Pork Industry, Its Producers, and Implications for the Future," Staff Paper No. 253, Department Of Economics, Iowa State University, 1994.

Lazaroff, Cat, "Hog Hell in North Carolina," © Environment News Service (ENS) 2000, Chapel Hill, North Carolina, February 9, 2000.

New Fear from Hog Lots: Odor May Spread Illness--Evidence Mounts That Neighbors Are At Risk," The Des Moines Register, Des Moines, Iowa, October 25, 1998.

Olsen, K.D., Talley, J. Christensen, Weness, E.J., Fales, P.A. and Nordquist, D.W., 1995 Annual Report of the Southwestern Minnesota Farm Business Management Association, Staff Paper P96-4, Dept. of Applied Economics, University of Minnesota, March, 1996.

Paarlberg, Philip, "Structural Change and Market Performance in Agriculture: Critical Issues and Concerns about Concentration in the Pork Industry, Testimony before the Senate Committee on Agriculture, Nutrition, and Forestry, Washington, DC, February 1, 2000.

Palmquist, R. B. et al., "The Effects of Environmental Impacts from Swine Operations on Surrounding Residential Property Values," Department of Economics, North Carolina State University, Raleigh, North Carolina, 1995.

Park, Dooho, Lee, Kyu-Hee, and Seidl, Andrew, "Rural Communities and Animal Feeding Operations," Department of Agricultural and Resource Economics, Colorado State University, Ft. Collins, CO, 1988.

Rhodes, V. James, "The Industrialization of Hog Production," in The Industrialization of Agriculture, Jeffrey S. Royer and Richard T. Rogers, eds., Ashgate Press, Brookfield, VT, 1998.

RIMS II, Department of Commerce, Bureau of Economic Analysis, Washington, DC, October, 1997.

Sauvee, Loic, "Toward an Institutional Analysis of Vertical Coordination in Agribusiness," in The Industrialization of Agriculture, Jeffrey S. Royer and Richard T. Rogers, eds., Ashgate Press, Brookfield, VT, 1998.

Understanding the Impacts of Large-Scale Swine Production, Proceedings from an Interdisciplinary Scientific Workshop, Des Moines, IA, June 29-30, 1995.

US Department of Agriculture, Hogs and Pigs, National Agricultural Statistical Service, Washington, DC, 1984-1996.

Vansickle, J., "Expansion Dream Survives Roadblocks," National Hog Farmer, June 15, 1994.

Vansickle, J., "The Midwest Can Compete," National Hog Farmer, March 15, 1995.

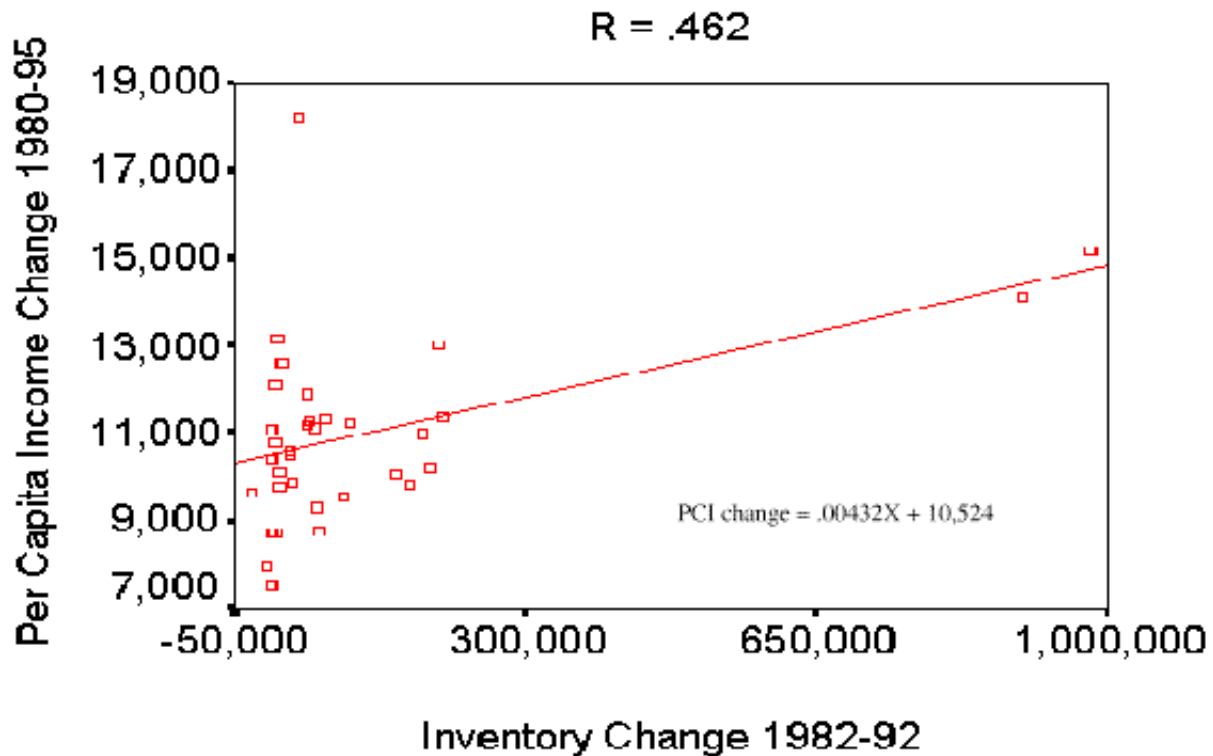
Zering, Kelly, "The Changing US Pork Industry: An Overview," in The Industrialization of Agriculture, Jeffrey S. Royer and Richard T. Rogers, eds., Ashgate Press, Brookfield, VT, 1998.

## Appendix 2

### Model Runs From Appendix D of the Nebraska Swine Impact Study

#### Appendix D

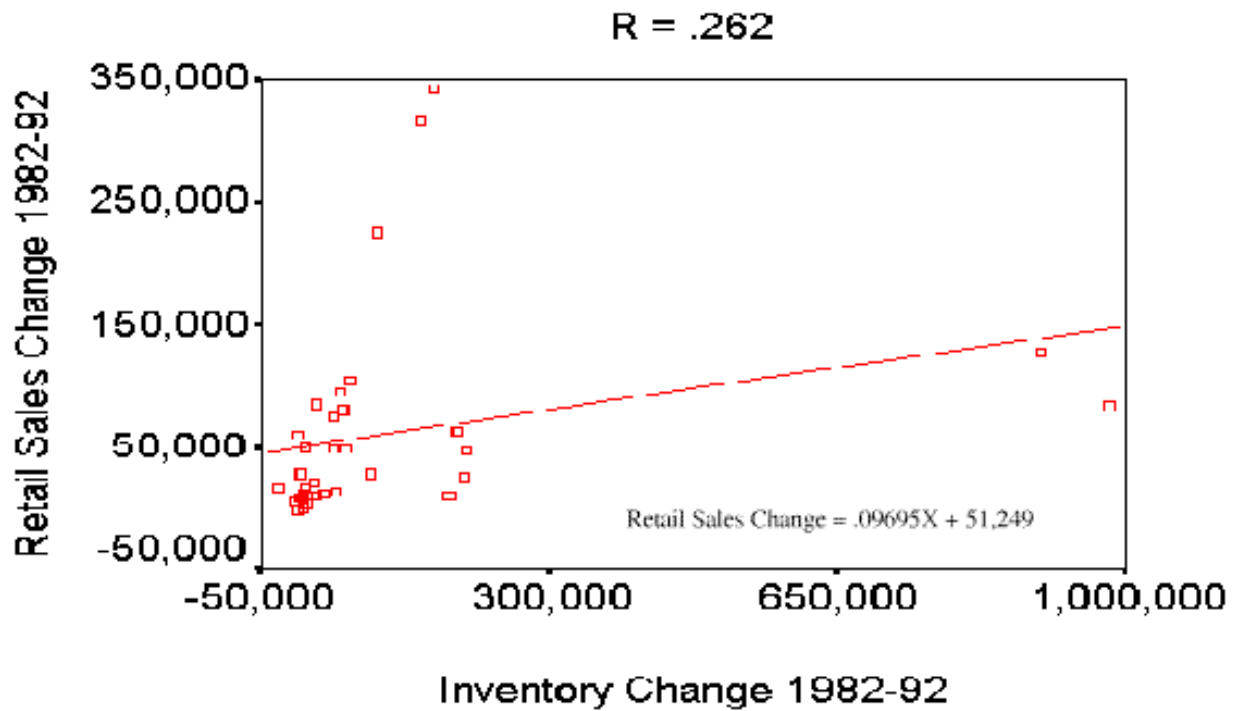
#### Per Capita Income Change by Swine Inventory Change



34 Counties; SOURCES: Ag Census, US Department of Commerce

## Appendix D - cont.

### Retail Sales Change by Swine Inventory Change

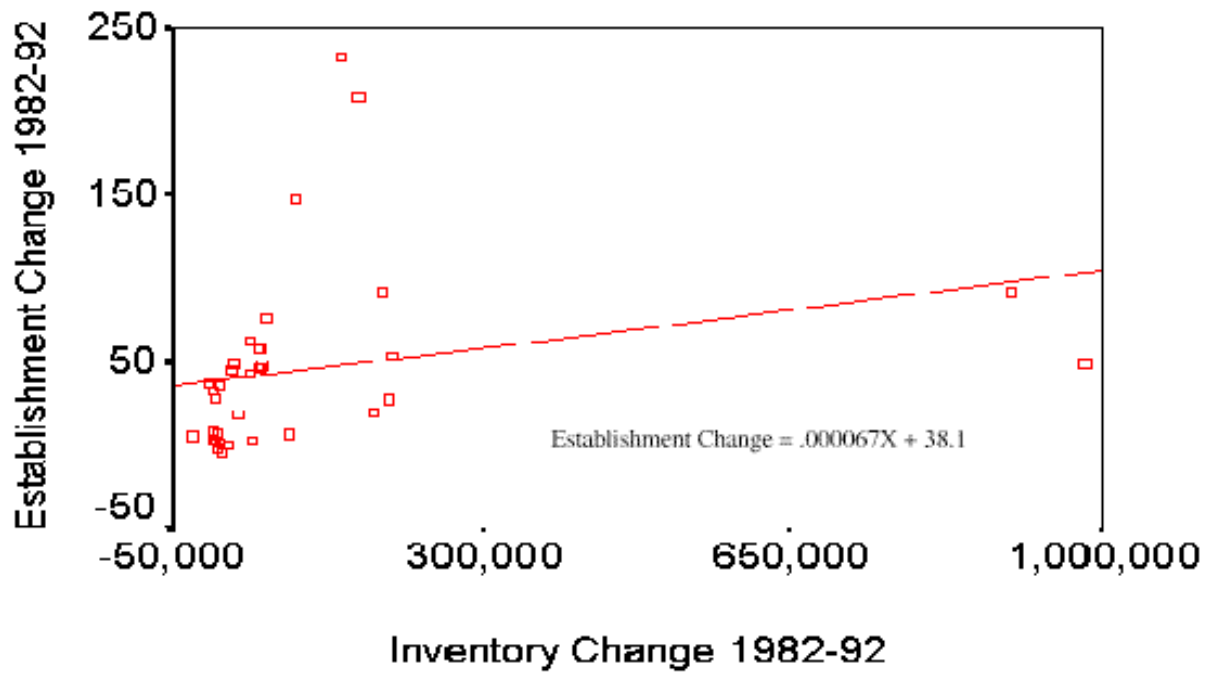


34 Counties; SOURCES: Ag Census, USA Counties 1996

## Appendix D - cont.

### Establishment Change by Swine Inventory Change

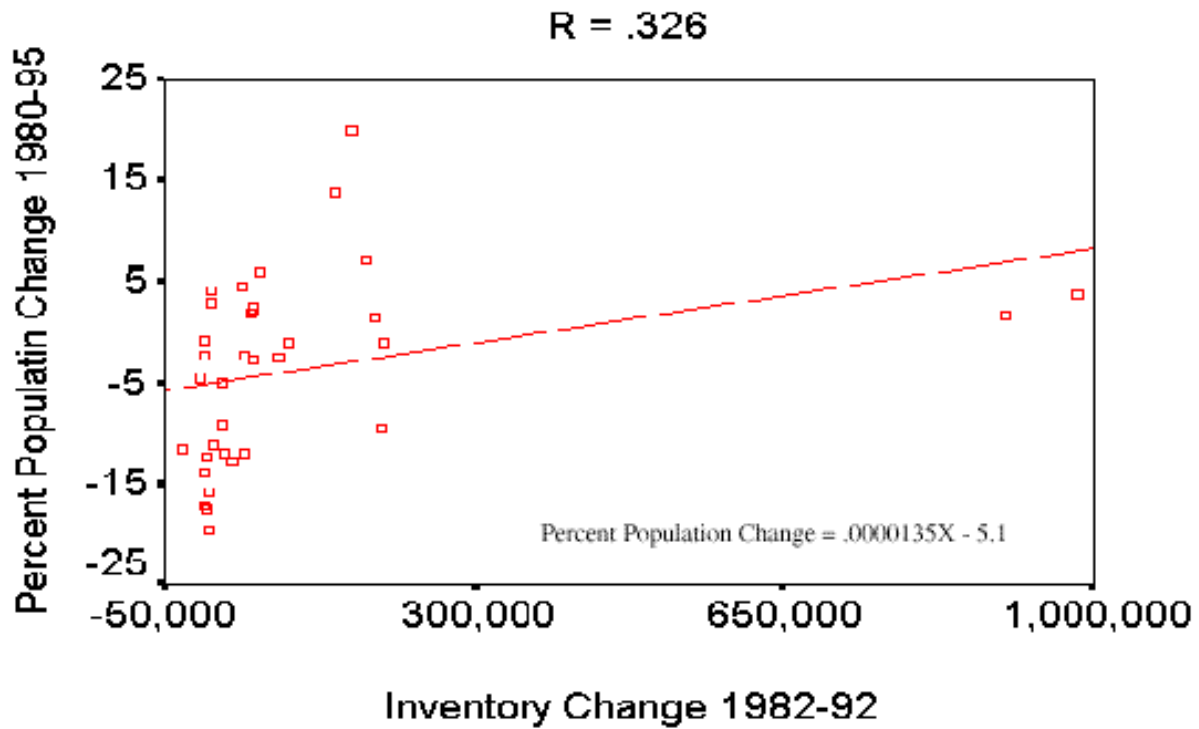
R = .266



34 Counties; SOURCES: Ag Census, USA Counties 1996

## Appendix D - cont.

### Percent Population Change by Swine Inventory Change

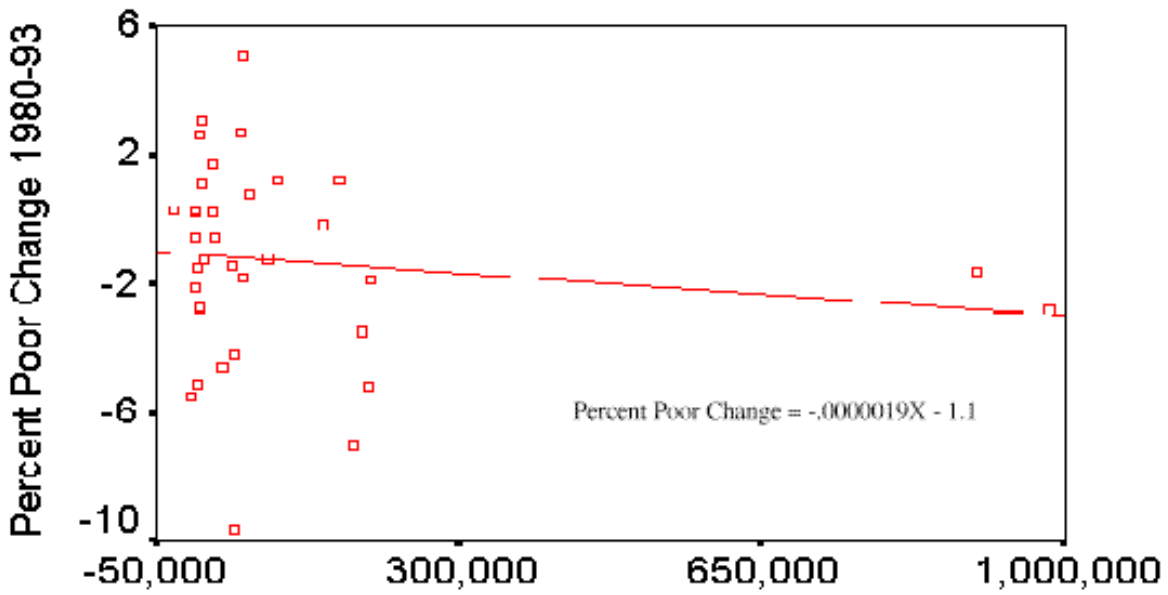


34 Counties; SOURCES: Ag Census, US Department of Commerce

## Appendix D - cont.

### Percent Poor Change by Swine Inventory Change

R = -.137

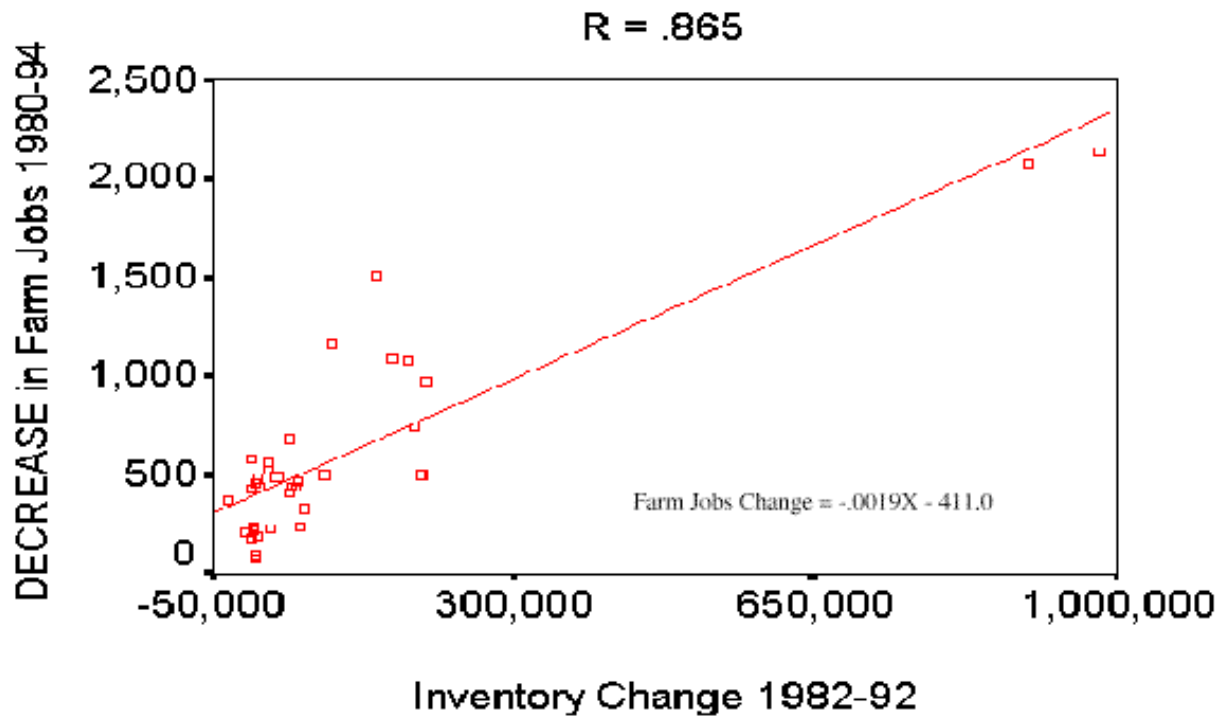


### Inventory Change 1982-92

34 Counties; SOURCES: Ag Census, Census Bureau

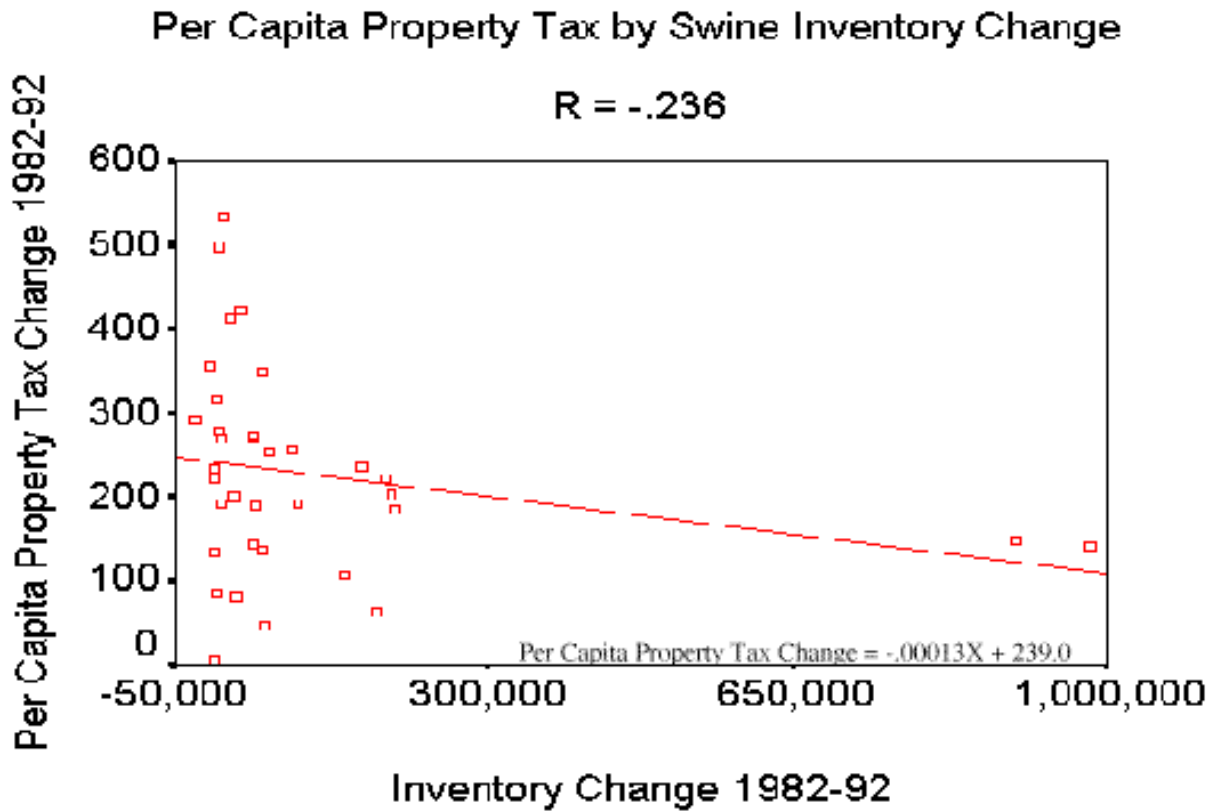
## Appendix D - cont.

### Farm Jobs by Swine Inventory Change



34 Counties, SOURCES: Ag Census, Regional Economic Information

## Appendix D - cont.



34 Counties, SOURCES: Ag Census, USA Counties 1996